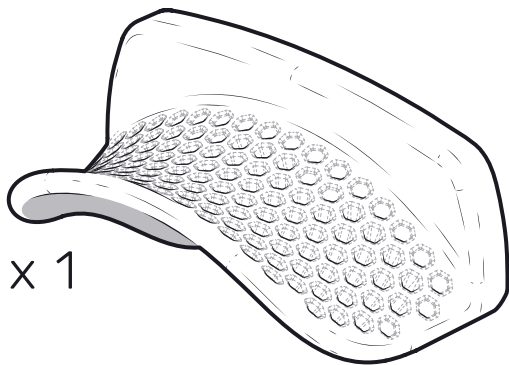


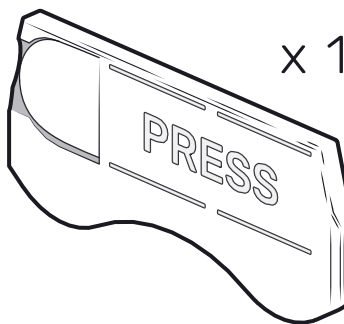


Holstr Flex - Multi Use Hook

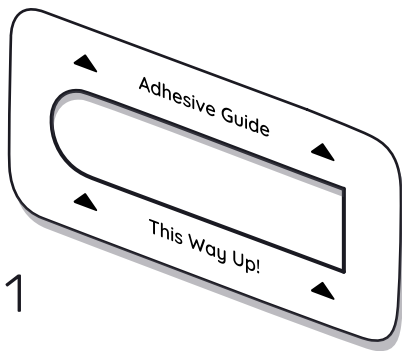
Contents



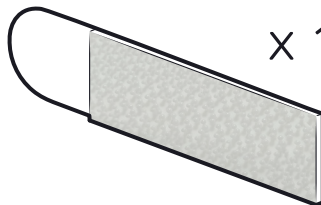
x 1



x 1



x 1

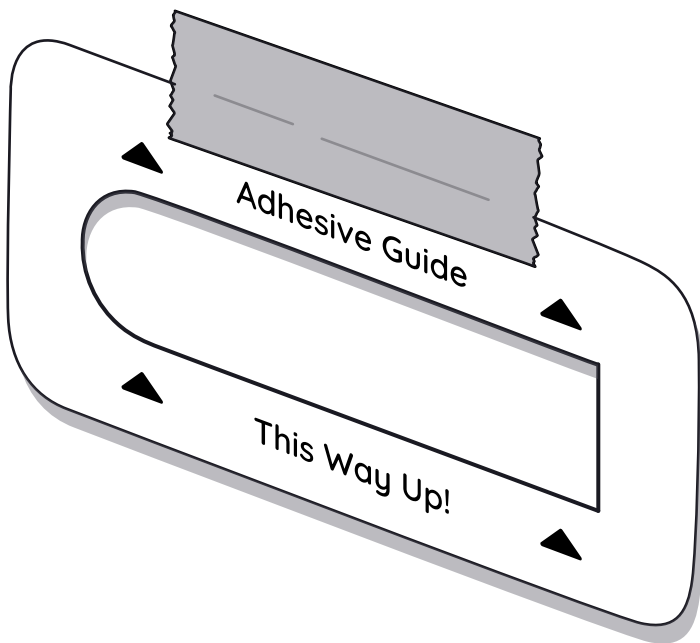


x 1

Installation

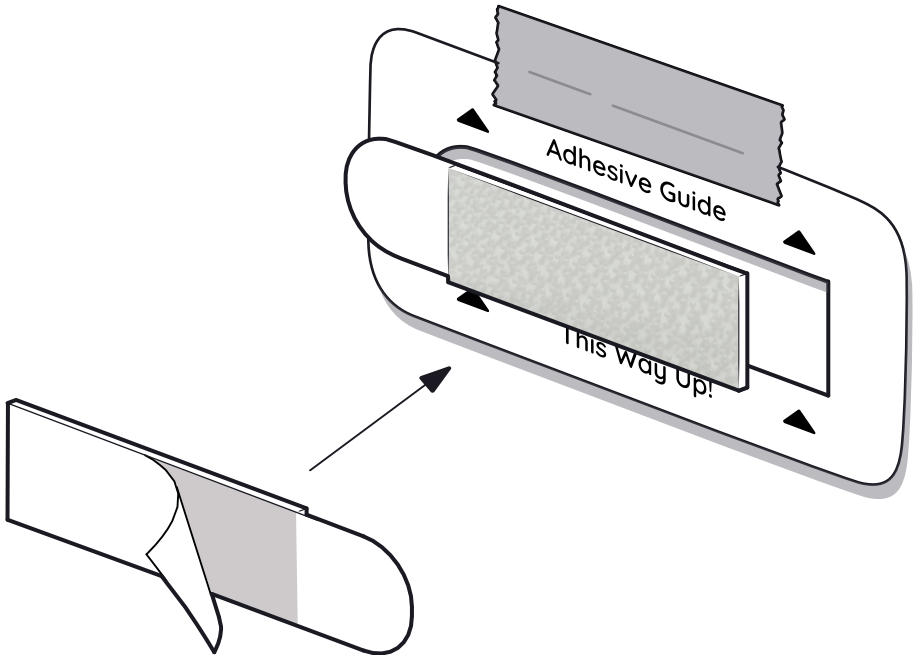
1

Pick your spot, secure the adhesive guide with masking tape, ensuring its level.



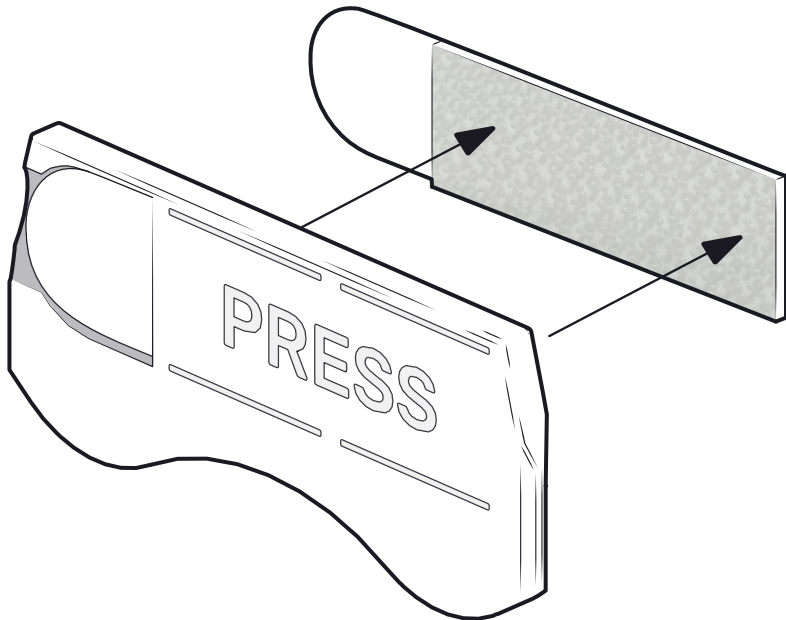
2

Peel the adhesive cover from the loose strip and apply it to your wall with pressure. Remove the wall guide.



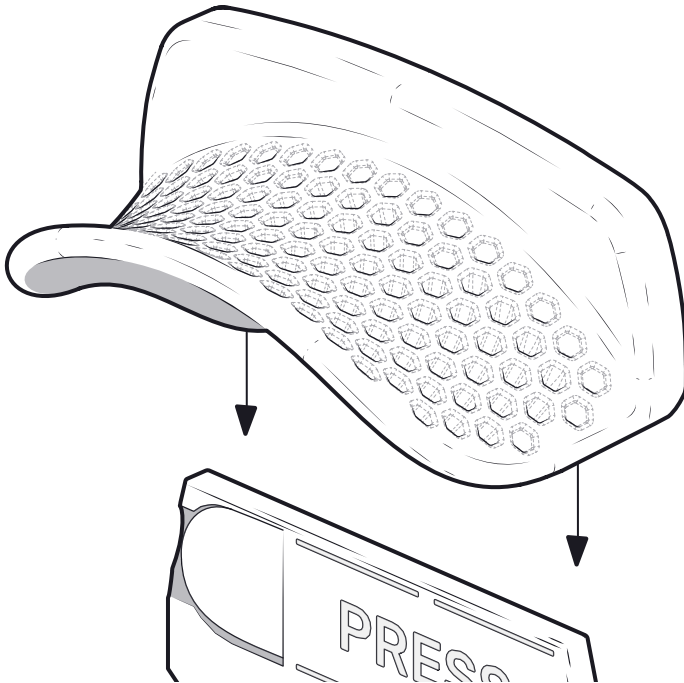
3

Grab the wall mount and line up the strips. Apply firm pressure along the "PRESS" panel.



4

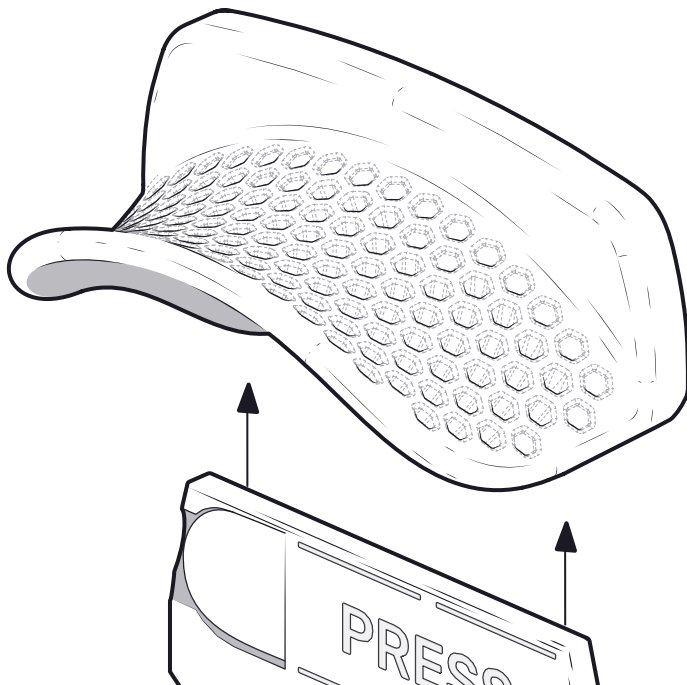
Gently slide your Holstr down onto the wall mount. Leave for an hour to allow the adhesive to bond fully. Job done!



Removal

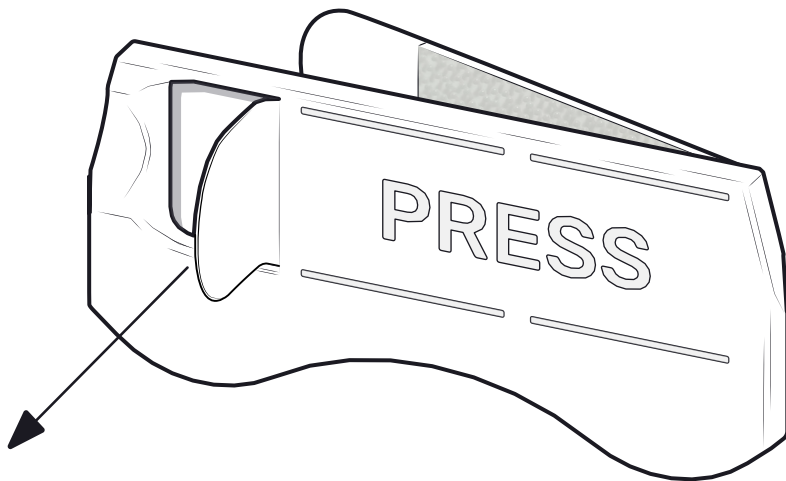
1

Gently slide your Holstr up from the wall mount. Ensure to pull it directly upward.



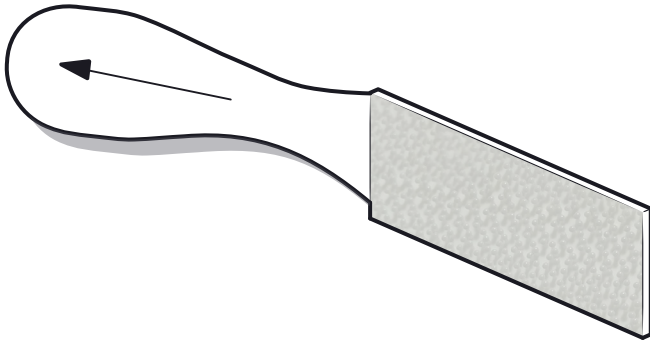
2

Lift the adhesive tab from the left of the wall mount and pull outward to disengage the strips.



3

Pull the adhesive tab to the left away from the strip. Ensure not to pull away from the wall and keep the strip flat. Removal complete.



*To re-use your Holstr you can purchase additional "Medium" strips from the manufacturer.



Safety + Precautions

- **Intended Use:** Designed for lightweight accessories only, such as hats or headphones.
- **Maximum Load:** 1 kg (2.2 lbs). Do not exceed.
- **Safety Warning:** Do not use to support body weight or heavy objects. Overloading may damage the product, the wall, or the paintwork.
- **Handling:** Avoid dropping items onto the hook from a height or with excessive force.
- **Environment:** For indoor use only.
- **Adhesive Note:** The adhesive strip is a third-party product designed for damage-free removal but cannot account for existing paint or wall adhesion issues.

The logo for Mukr Creative features a stylized letter 'M' on the left, composed of black outlines with two teal diagonal stripes. To its right, the word 'MUKR' is written in a bold, black, sans-serif font. Below 'MUKR', the word 'CREATIVE' is written in a smaller, teal, all-caps, sans-serif font.

MUKR
CREATIVE



Mukr Creative, Scotland



hello@mukrcreative.com